

In today's Bible lesson in the book of Acts, we learn that Jesus was ready to return to heaven! Can you believe that?! He went straight up, up up, like you would see a balloon go, if someone was to let it go.

He took His disciples aside to make sure that they understood everything that had happened to Him. He explained why it was important for Him to be crucified and to be raised from the dead to fulfil what the Scriptures had said about Him. He also told them that he was going to return to His Father in heaven and that the Holy Spirit would come to be with them.

At first, the disciples were sad that Jesus would be leaving them, but then the Bible tells us that Jesus opened their minds so they would understand. Then, an amazing thing happened. The Bible tells us that Jesus lifted his hands and blessed His disciples. While He was blessing them, He lifted up and was taken up into heaven.

I don't know how all of this looked, but in my imagination I can see the disciples standing and watching as Jesus ascended higher and higher until He disappeared from view. Were the disciples sad? No way! The Bible tells us that when Jesus had gone up into heaven, the disciples worshipped Him and returned to Jerusalem with great joy. They stayed continually in the temple, praising God.


As Jesus leaves the disciples to carry on his work without him. It seems that despite his teachings and his presence with them. Despite their lack of understanding, Jesus renews his promise about the coming of the Holy Spirit who will empower them to be witnesses to the ends of the earth. He then is taken from their sight by a cloud and is with them no more.

We have work to do right here on earth as well.

As Jesus promises us, know that God's Spirit, is always with you!




We can't see the wind
but we know it's there
'cause it rustles the leaves
and blows our hair.
God's Spirit is with us,
we know that's true,
and people can see it
in the things that we do.

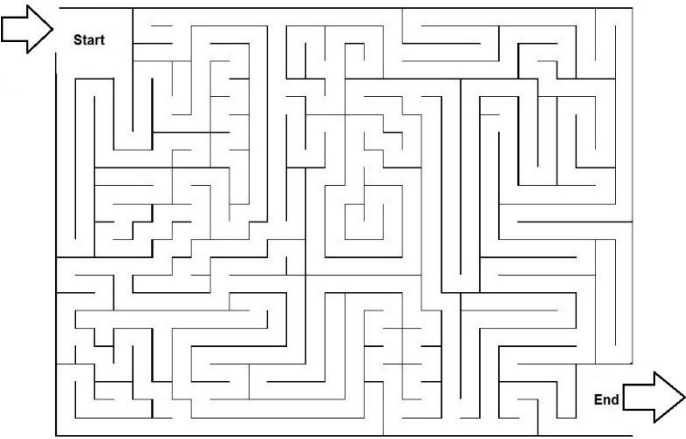


Acts 1:9 And when he had spoken these things, while they beheld, he was taken up; and a cloud received him out of their sight.

Connect the dots to reveal the picture



Cloud Maze



Church House Collection ©

THE HOLY SPIRIT COMES

Discover the hidden words.

K	P	A	F	Z	R	U	F	T	D	G	I	O	J	
R	C	I	D	D	K	R	S	E	R	I	M	O	Y	O
P	I	A	Q	W	U	O	V	G	T	S	W	U	D	E
W	I	S	R	F	C	A	D	I	X	C	I	G	H	P
E	A	H	E	E	S	E	R	X	N	I	N	J	J	S
O	M	Q	T	N	Z	I	A	I	F	P	D	O	G	E
I	F	N	W	I	P	L	P	M	S	L	T	C	I	Q
F	E	N	T	S	J	G	A	O	J	E	N	B	F	J
P	E	P	Y	G	N	P	D	V	V	S	X	H	T	V
T	A	L	E	Q	L	H	U	K	I	L	N	U	N	Y
B	O	N	K	V	J	W	Y	C	Y	T	E	C	N	Y
H	P	E	T	E	R	G	T	G	X	D	S	Z	D	B
S	N	V	C	H	V	F	J	N	B	V	Y	E	V	M
V	E	O	F	A	O	X	B	D	P	U	O	M	F	G
S	U	S	E	J	A	N	T	H	W	P	B	C	P	E

Word Bank

- | | | |
|-----------|------------|-----------|
| BAPTIZED | GIFT | SAVED |
| FESTIVAL | GOD | PENTECOST |
| DISCIPLES | HOLYSPIRIT | JESUS |
| RISEN | WIND | PETER |



12 Parts hot water
1 Part dish washing liquid
1/4 Part g-glucose corn syrup

- Add your hot water to a large plastic container.
- Carefully add your dish washing liquid and stir gently (try to avoid creating bubbles or foam).
- Measure out your glucose corn syrup, then add some of the hot water & dishwashing liquid mixture to the measuring cup. Stir until dissolved before pouring it back into the main container.
- Leave the mixture for at least a day before using. The mixture gets better the longer it's left to sit - 2 weeks or more is ideal!

TOP TIPS:

- For best results, try & keep your mixture cool & set fresh.
- The type of dish washing liquid used, the daily temperature, wet & air humidity can all affect your bubble mixture and the size of your bubbles.

Giant bubble wand!
TO MAKE ONE YOU'LL NEED:

- Long sticks X2
- Screws with eyelets X2
- Cotton rope (it's important that the rope is cotton, because that's what soaks up and holds the bubble mixture)
- Metal washers or old fishing weight X1

Secure the eyelet screws into the ends of each stick. Thread your length of cotton rope through the eyelets and your weight/washer. Knot the rope near one of the looped screws. Dip the whole length of rope into a large container of bubble mixture. Pull it out slowly keeping the sticks together so the rope remains touching. Slowly pull the sticks apart to expand the rope and make your bubble!

<http://greenprintgardenschool.blogspot.co.uk/>

Spot 8 differences between the two pictures.

